



# VOLUME 6 - APPENDIX

## SECTION 6.5 – Railway schematics and profiles



Consultant Reference: LGA-1-GN-F-FRN-RT-0006\_00\_Appendix6.5  
2023-04-14

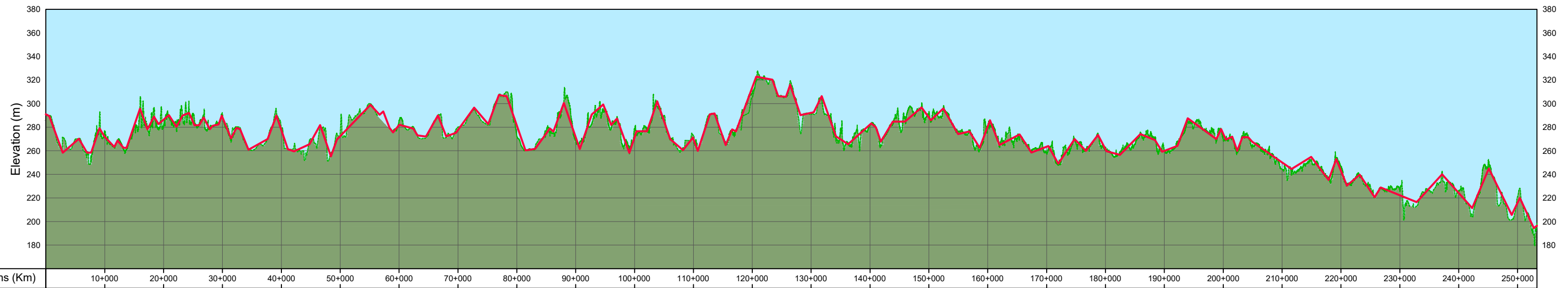


**Stantec** ■ **DESFOR** ■ **SYSTRA**

with subconsultant



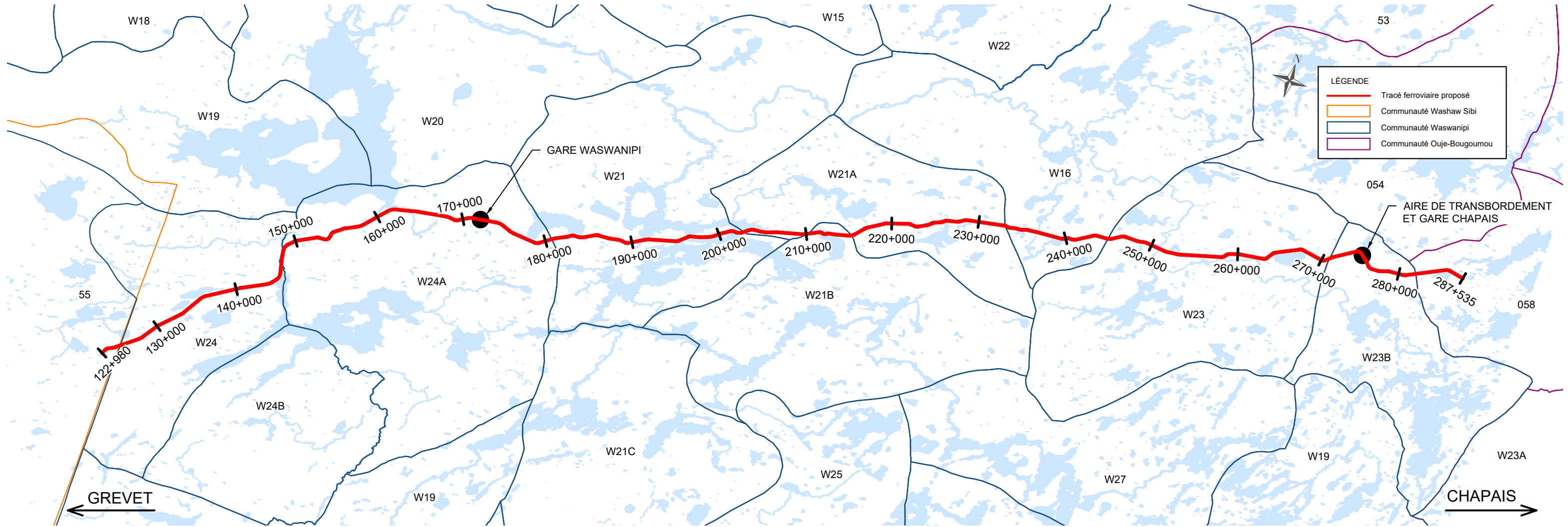
# TRACÉ DE LA LIGNE BILLY DIAMOND



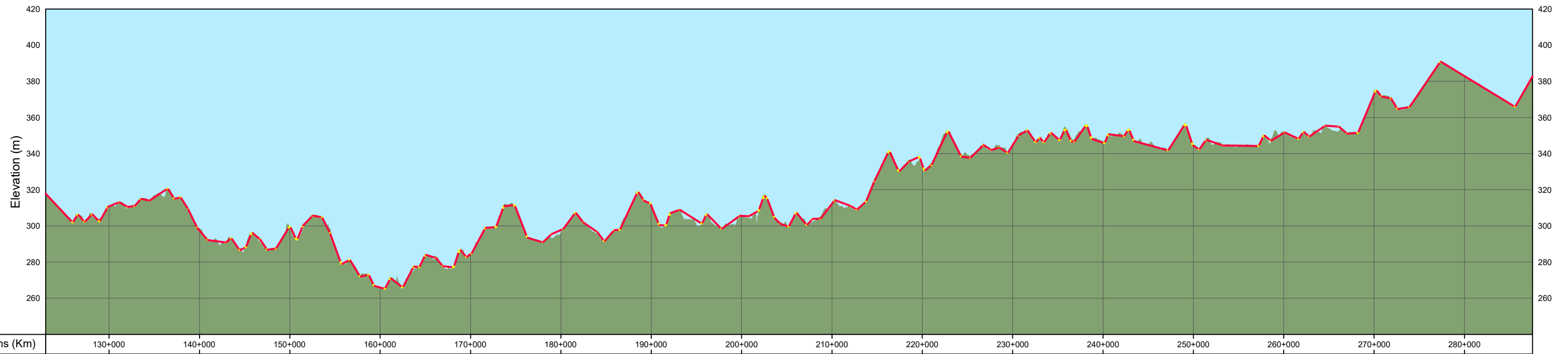
ÉMIS POUR COMMENTAIRES  
PAS POUR CONSTRUCTION



## TRACÉ DE LA LIGNE GREVET-CHAPAIS



## PROFIL DE LA LIGNE GREVET-CHAPAIS



ÉMIS POUR COMMENTAIRES  
PAS POUR CONSTRUCTION

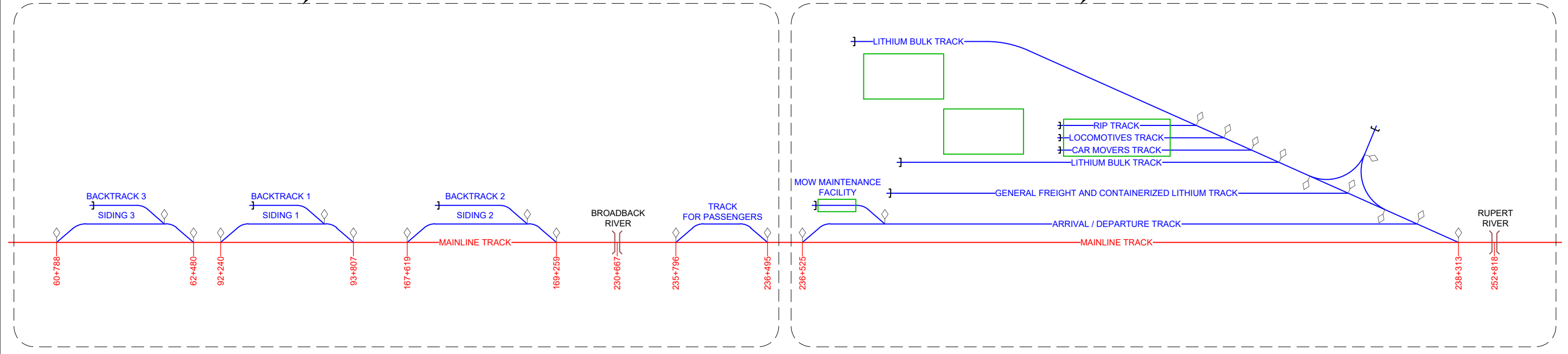




LEGEND	
	MAINLINE TRACK
	SIDING AND YARD TRACK
	EXISTING TRACK
	BUILDINGS
	POINT OF SWITCH
	RAIL BRIDGE
	BUMPING POST

FOR DETAILS ON THE YARD ZONE,  
PLEASE REFER TO DRAWING LGA-1-GN-T-RTR-VC-0011

FOR DETAILS ON THE YARD ZONE,  
PLEASE REFER TO DRAWING LGA-1-GN-T-RTR-VC-0012










**ISSUED FOR COMMENT**  
**NOT FOR CONSTRUCTION**

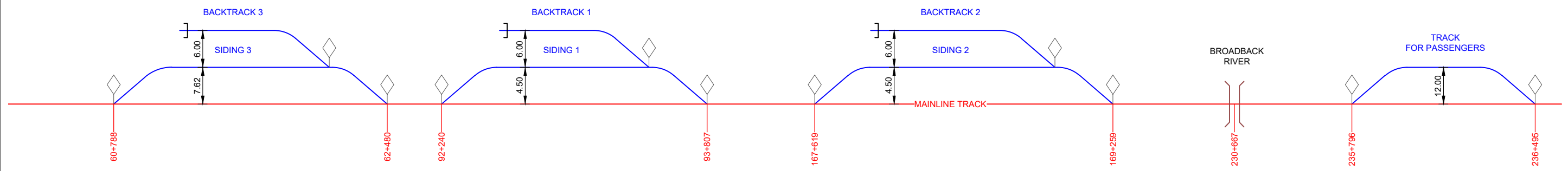
REV.	DATE	DESCRIPTION	PREPARED BY	VERIFIED BY
00	2022-11-04	FIRST ISSUE	NICOLAS YEDYNAK	SMAIL KALEM
REVISION				



PREPARED BY: NICOLAS YEDYNAK	DATE: 2022-08-06	PROJECT: <b>GRANDE ALLIANCE PHASE 1</b>
DRAWN BY: YACINE BENDAHMANE	DATE: 2022-08-06	
VERIFIED BY: SMAIL KALEM	DATE: 2022-08-06	TRACK LAYOUT SCHEMATIC MAINLINE AND WASKAGANISH YARD
APPROVED BY: CHRISTOPHER SALHANY	DATE: 2022-08-06	FORMAT A3
		DWG N° LGA-1-GN-T-RTR-VC-0010
		REV. 00



LEGEND	
	MAINLINE TRACK
	SIDING AND YARD TRACK
	EXISTING TRACK
	BUILDINGS
	POINT OF SWITCH
	RAIL BRIDGE
	BUMPING POST










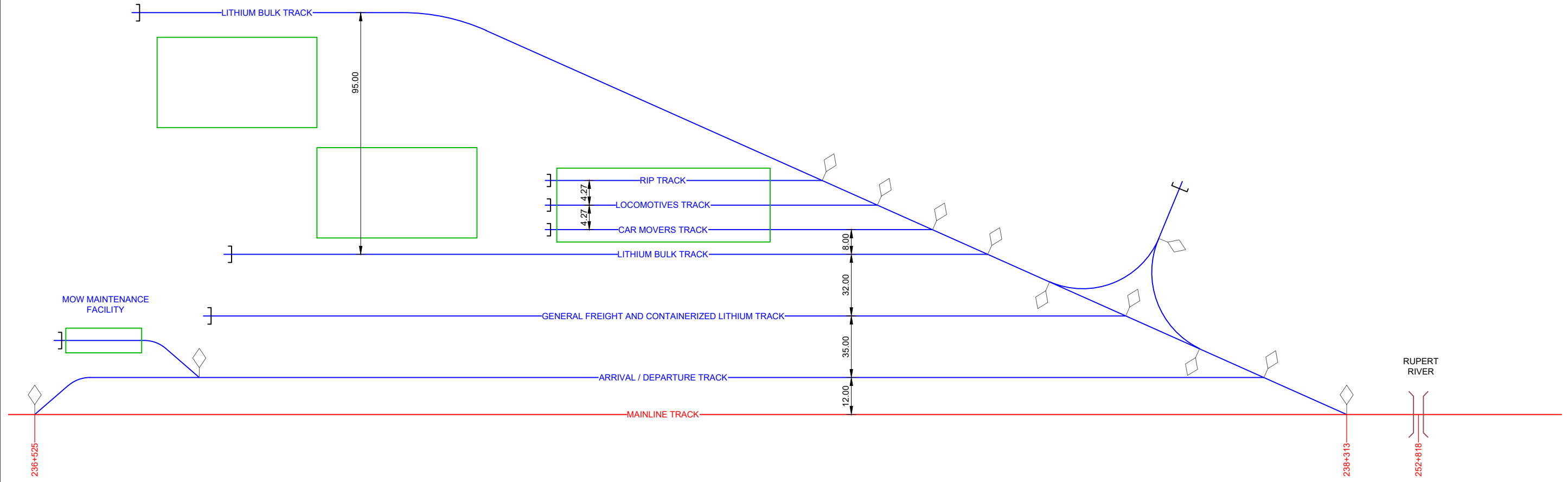
**ISSUED FOR COMMENT**  
NOT FOR CONSTRUCTION

REV.	DATE	DESCRIPTION	PREPARED BY	VERIFIED BY
00	2022-11-04	FIRST ISSUE	NICOLAS YEDYNAK	SMAIL KALEM
REVISION				



PREPARED BY: NICOLAS YEDYNAK	DATE: 2022-08-06	PROJECT: <b>GRANDE ALLIANCE PHASE 1</b>
DRAWN BY: YACINE BENDAHMANE	DATE: 2022-08-06	
VERIFIED BY: SMAIL KALEM	DATE: 2022-08-06	TRACK LAYOUT SCHEMATIC WASKAGANISH YARD
APPROVED BY: CHRISTOPHER SALHANY	DATE: 2022-08-06	FORMAT A3
		DWG N° LGA-1-GN-T-RTR-VC-0011
		REV: 00

LEGEND	
	MAINLINE TRACK
	SIDING AND YARD TRACK
	EXISTING TRACK
	BUILDINGS
	POINT OF SWITCH
	RAIL BRIDGE
	BUMPING POST

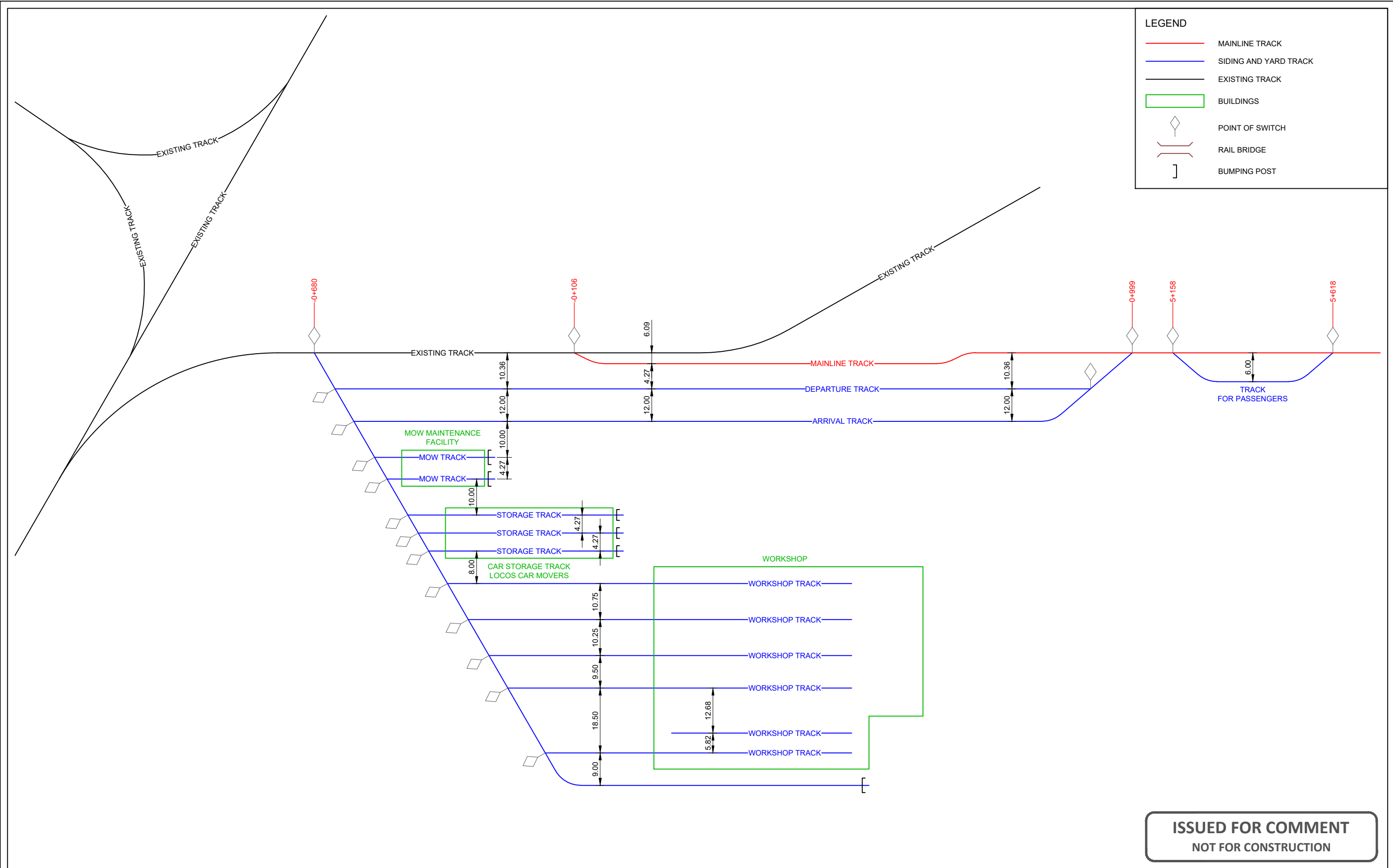


**ISSUED FOR COMMENT**  
NOT FOR CONSTRUCTION

REV.	DATE	DESCRIPTION	PREPARED BY	VERIFIED BY
00	2022-11-04	FIRST ISSUE	NICOLAS YEDYNAK	SMAIL KALEM
REVISION				



PREPARED BY: NICOLAS YEDYNAK	DATE: 2022-08-06	PROJECT: <b>GRANDE ALLIANCE PHASE 1</b>
DRAWN BY: YACINE BENDAHMANE	DATE: 2022-08-06	
VERIFIED BY: SMAIL KALEM	DATE: 2022-08-06	TRACK LAYOUT SCHEMATIC WASKAGANISH YARD
APPROVED BY: CHRISTOPHER SALHANY	DATE: 2022-08-06	FORMAT A3
		DWG N° LGA-1-GN-T-RTR-VC-0012
		REV. 00










**ISSUED FOR COMMENT**  
NOT FOR CONSTRUCTION

REV.	DATE	DESCRIPTION	PREPARED BY	VERIFIED BY
00	2022-11-04	FIRST ISSUE	NICOLAS YEDYNAK	SMAIL KALEM



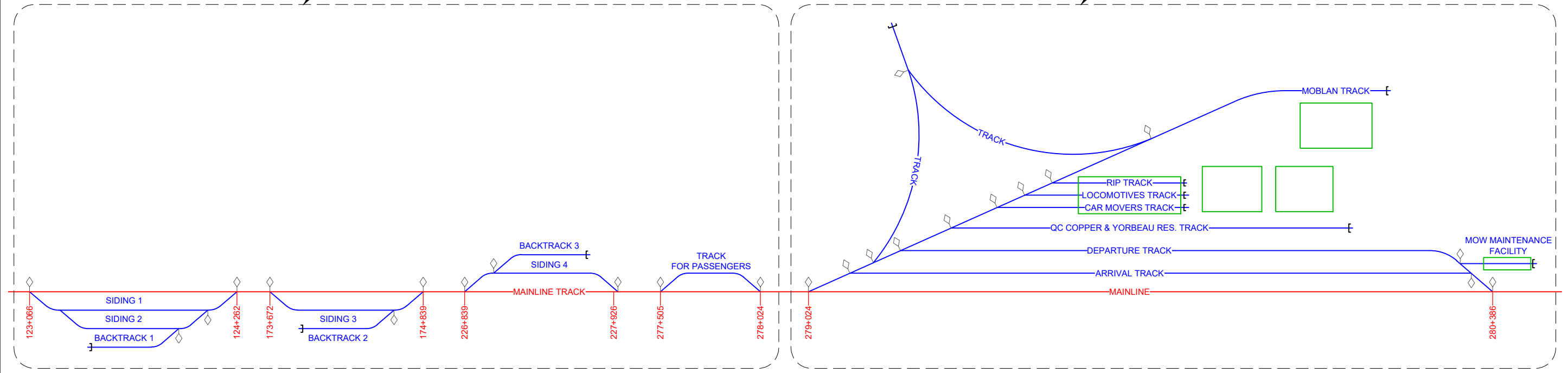
PREPARED BY: NICOLAS YEDYNAK	DATE: 2022-08-06	PROJECT: <b>GRANDE ALLIANCE PHASE 1</b>			
DRAWN BY: YACINE BENDAHMANE	DATE: 2022-08-06				
VERIFIED BY: SMAIL KALEM	DATE: 2022-08-06	TRACK LAYOUT SCHEMATIC MATAGAMI YARD			
APPROVED BY: CHRISTOPHER SALHANY	DATE: 2022-08-06	<table border="1"> <tr> <td>FORMAT A3</td> <td>DWG N° LGA-1-GN-T-RTR-VC-0013</td> <td>REV. 00</td> </tr> </table>	FORMAT A3	DWG N° LGA-1-GN-T-RTR-VC-0013	REV. 00
FORMAT A3	DWG N° LGA-1-GN-T-RTR-VC-0013	REV. 00			



LEGEND	
	MAINLINE TRACK
	SIDING AND YARD TRACK
	EXISTING TRACK
	BUILDINGS
	POINT OF SWITCH
	RAIL BRIDGE
	BUMPING POST

FOR DETAILS ON THE YARD ZONE,  
PLEASE REFER TO DRAWING LGA-1-GN-T-RTR-VC-0015

FOR DETAILS ON THE YARD ZONE,  
PLEASE REFER TO DRAWING LGA-1-GN-T-RTR-VC-0016










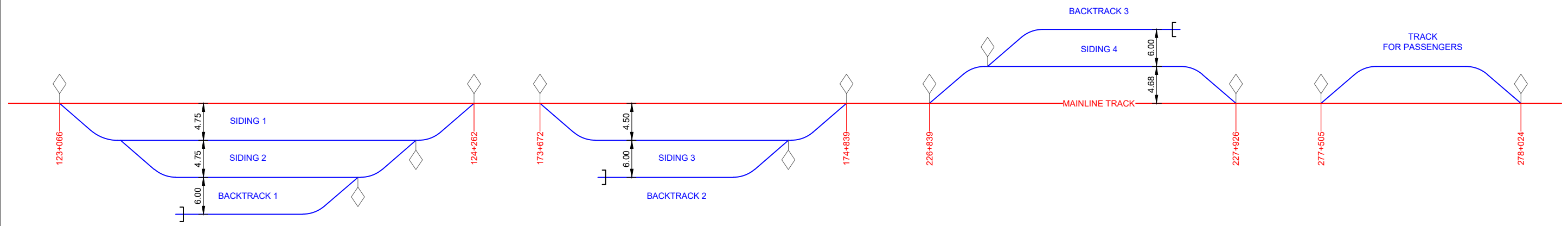
**ISSUED FOR COMMENT**  
NOT FOR CONSTRUCTION

REV.	DATE	DESCRIPTION	PREPARED BY	VERIFIED BY
00	2022-11-04	FIRST ISSUE	NICOLAS YEDYNAK	SMAIL KALEM
REVISION				



PREPARED BY: NICOLAS YEDYNAK	DATE: 2022-08-06	PROJECT: <b>GRANDE ALLIANCE PHASE 1</b>
DRAWN BY: YACINE BENDAHMANE	DATE: 2022-08-06	
VERIFIED BY: SMAIL KALEM	DATE: 2022-08-06	TRACK LAYOUT SCHEMATIC CHAPAIS YARD
APPROVED BY: CHRISTOPHER SALHANY	DATE: 2022-08-06	FORMAT A3
		DWG N° LGA-1-GN-T-RTR-VC-0014
		REV. 00

LEGEND	
	MAINLINE TRACK
	SIDING AND YARD TRACK
	EXISTING TRACK
	BUILDINGS
	POINT OF SWITCH
	RAIL BRIDGE
	BUMPING POST










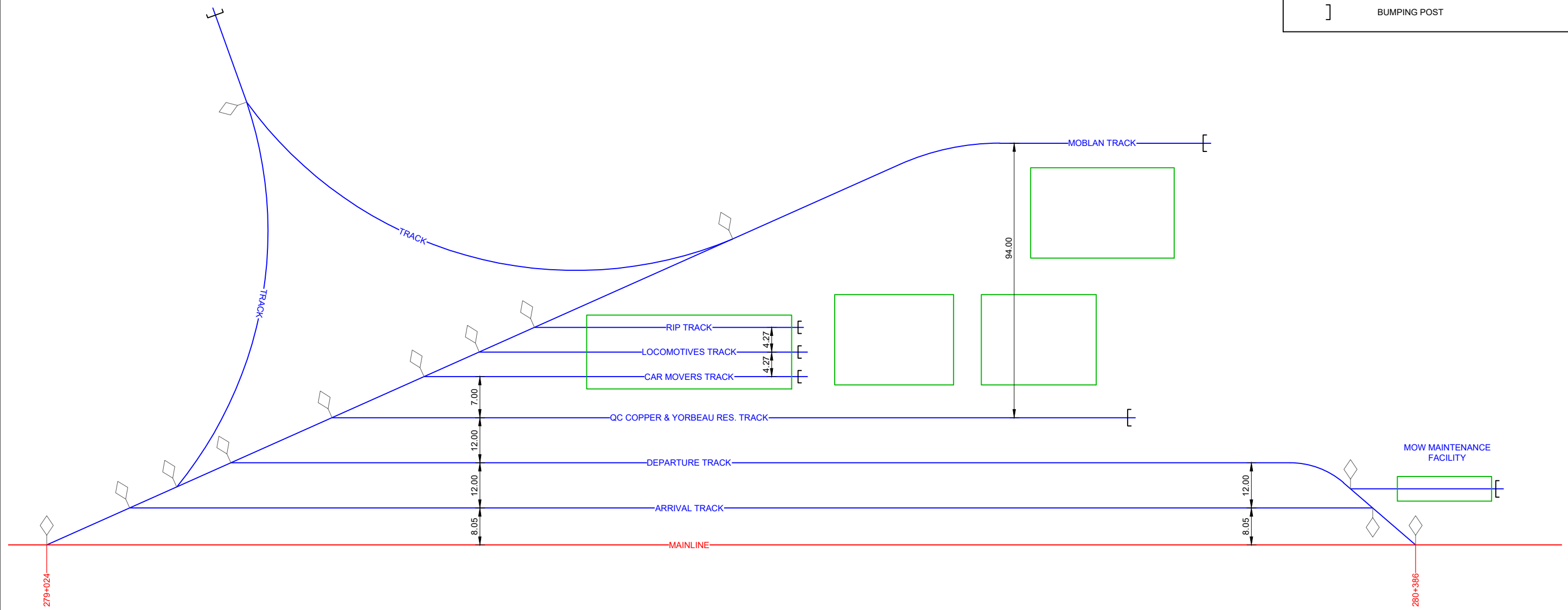
**ISSUED FOR COMMENT**  
NOT FOR CONSTRUCTION

REV.	DATE	DESCRIPTION	PREPARED BY	VERIFIED BY
00	2022-11-04	FIRST ISSUE	NICOLAS YEDYNAK	SMAIL KALEM



PREPARED BY: NICOLAS YEDYNAK	DATE: 2022-08-06	PROJECT: <b>GRANDE ALLIANCE PHASE 1</b>
DRAWN BY: YACINE BENDAHMANE	DATE: 2022-08-06	
VERIFIED BY: SMAIL KALEM	DATE: 2022-08-06	TRACK LAYOUT SCHEMATIC CHAPAIS YARD
APPROVED BY: CHRISTOPHER SALHANY	DATE: 2022-08-06	FORMAT A3
		DWG N° LGA-1-GN-T-RTR-VC-0015
		REV: 00

LEGEND	
	MAINLINE TRACK
	SIDING AND YARD TRACK
	EXISTING TRACK
	BUILDINGS
	POINT OF SWITCH
	RAIL BRIDGE
	BUMPING POST



**ISSUED FOR COMMENT**  
NOT FOR CONSTRUCTION

REV.	DATE	DESCRIPTION	PREPARED BY	VERIFIED BY
00	2022-11-04	FIRST ISSUE	NICOLAS YEDYNAK	SMAIL KALEM
REVISION				



PREPARED BY: NICOLAS YEDYNAK	DATE: 2022-08-06	PROJECT: <b>GRANDE ALLIANCE PHASE 1</b>			
DRAWN BY: YACINE BENDAHMANE	DATE: 2022-08-06				
VERIFIED BY: SMAIL KALEM	DATE: 2022-08-06	TRACK LAYOUT SCHEMATIC CHAPAIS YARD			
APPROVED BY: CHRISTOPHER SALHANY	DATE: 2022-08-06	<table border="1" style="width: 100%;"> <tr> <td>FORMAT A3</td> <td>DWG N° LGA-1-GN-T-RTR-VC-0016</td> <td>REV. 00</td> </tr> </table>	FORMAT A3	DWG N° LGA-1-GN-T-RTR-VC-0016	REV. 00
FORMAT A3	DWG N° LGA-1-GN-T-RTR-VC-0016	REV. 00			